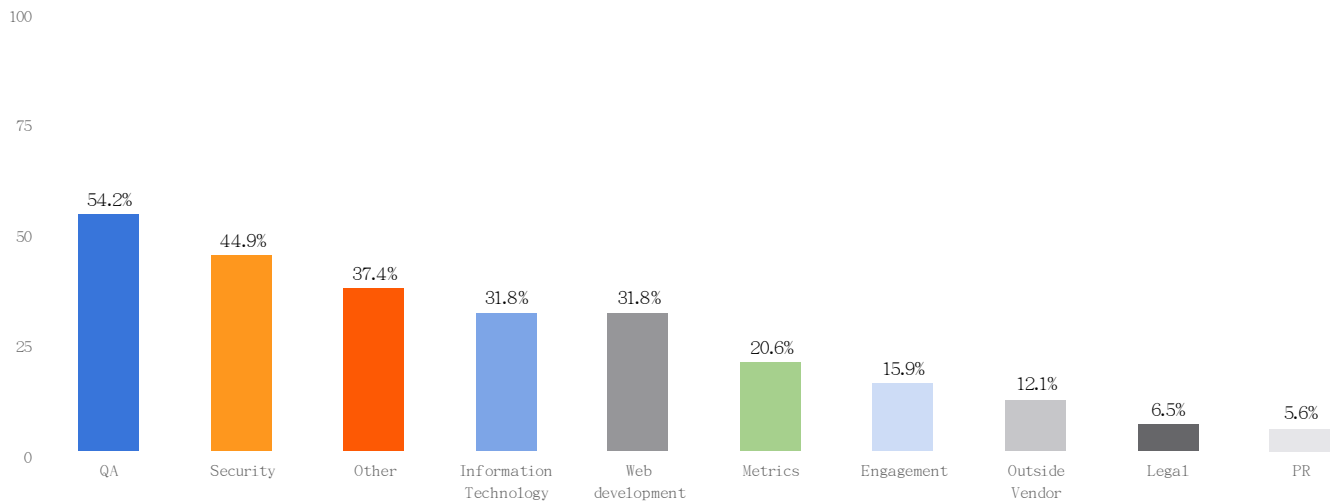


Developers Summary

Survey: Mozilla Project Management Survey (Internal)

Which teams do you regularly work with in order to complete your projects?



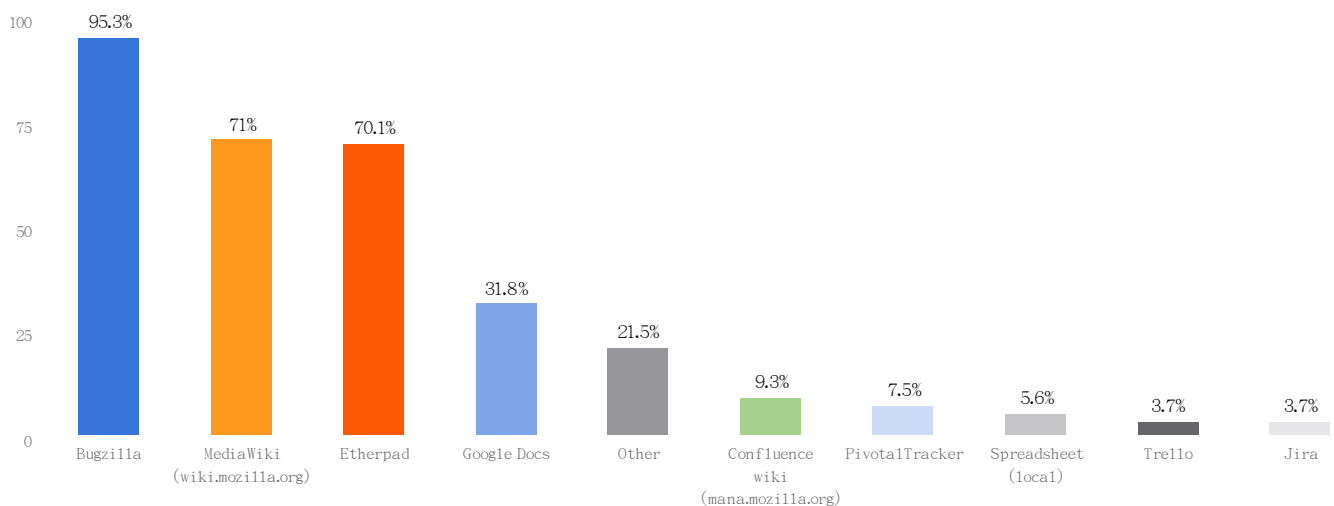
Which teams do you regularly work with in order to complete your projects?

Value	Count	Percent %
QA	58	54.2%
Security	48	44.9%
Other	40	37.4%
Information Technology	34	31.8%
Web development	34	31.8%
Metrics	22	20.6%
Engagement	17	15.9%
Outside Vendor	13	12.1%
Legal	7	6.5%
PR	6	5.6%

Statistics

Total Responses	107
-----------------	-----

Do you use any of the following tools to track tasks and projects?

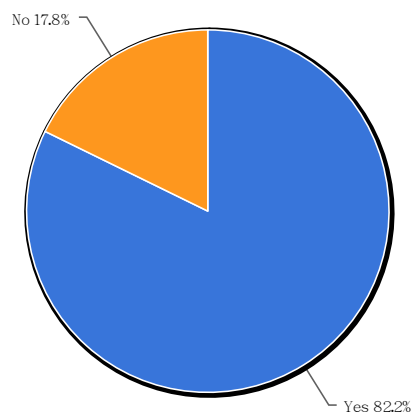


Do you use any of the following tools to track tasks and projects?

Value	Count	Percent %
Bugzilla	102	95.3%
MediaWiki (wiki.mozilla.org)	76	71%
Etherpad	75	70.1%
Google Docs	34	31.8%
Other	23	21.5%
Confluence wiki (mana.mozilla.org)	10	9.3%
PivotalTracker	8	7.5%
Spreadsheet (local)	6	5.6%
Trello	4	3.7%
Jira	4	3.7%

Statistics	
Total Responses	107

Does your project or task information need to be accessed by non-employees?

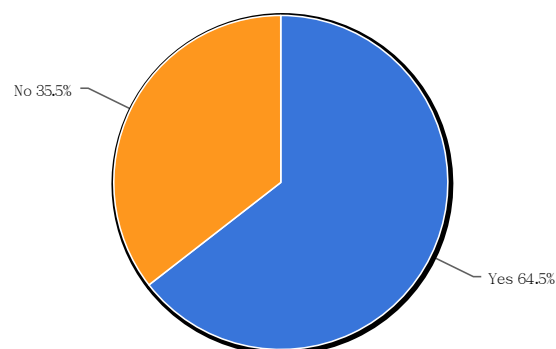


Does your project or task information need to be accessed by non-employees?

Value	Count	Percent %
Yes	88	82.2%
No	19	17.8%

Statistics	
Total Responses	107

Do you feel you have enough information on what needs to be complete, priorities, who is working on what, for all of your tasks?



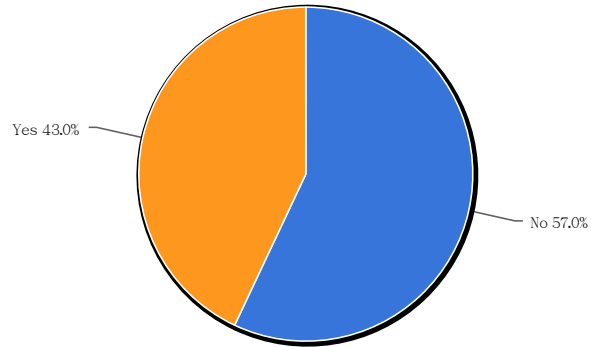
Do you feel you have enough information on what needs to be complete, priorities, who is

working on what, for all of your tasks?

Value	Count	Percent %
Yes	69	64.5%
No	38	35.5%

Statistics	
Total Responses	107

Are any of your team's quarterly goals at-risk due over-utilization of your team's resources? (are you being asked to do more than what is possible?)

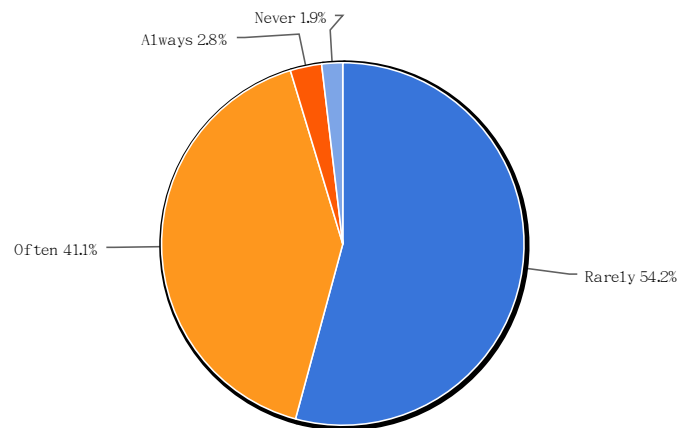


Are any of your team's quarterly goals at-risk due over-utilization of your team's resources? (are you being asked to do more than what is possible?)

Value	Count	Percent %
No	61	57%
Yes	46	43%

Statistics	
Total Responses	107

How often do requested projects change significant scope or get cancelled?

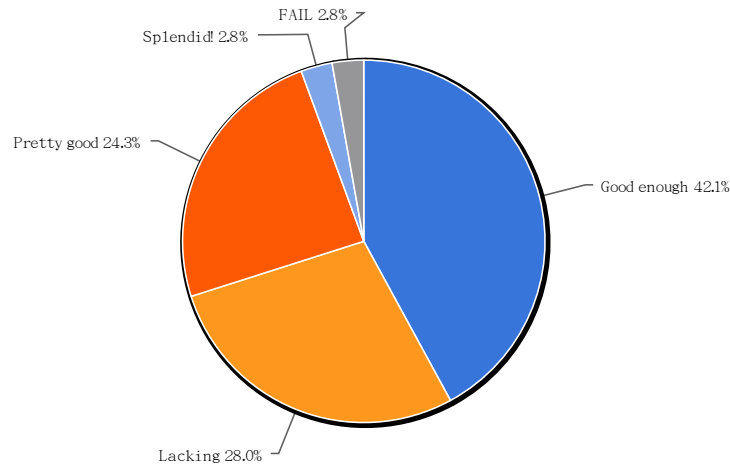


How often do requested projects change significant scope or get cancelled?

Value	Count	Percent %
Rarely	58	54.2%
Often	44	41.1%
Always	3	2.8%
Never	2	1.9%

Statistics	
Total Responses	107

Please rate the organization's ability to plan upcoming projects effectively.

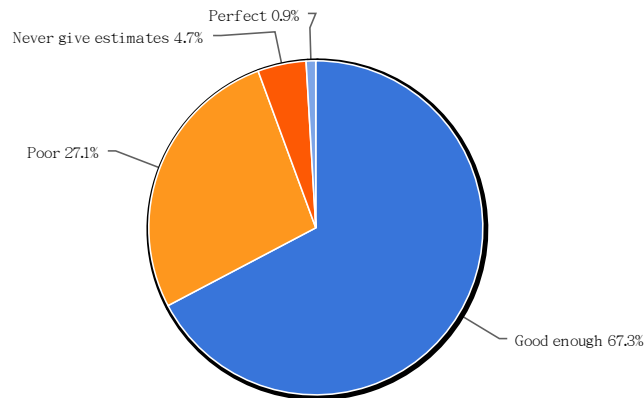


Please rate the organization's ability to plan upcoming projects effectively.

Value	Count	Percent %
Good enough	45	42.1%
Lacking	30	28%
Pretty good	26	24.3%
Splendid!	3	2.8%
FAIL	3	2.8%

Statistics	
Total Responses	107

Please rate how effective you or your dept is in estimating the amount of effort required to complete a requested project.

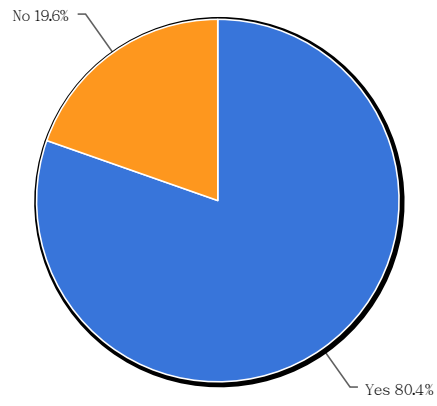


Please rate how effective you or your dept is in estimating the amount of effort required to complete a requested project.

Value	Count	Percent %
Good enough	72	67.3%
Poor	29	27.1%
Never give estimates	5	4.7%
Perfect	1	0.9%

Statistics	
Total Responses	107

Do you feel you know what you need to do to help Mozilla grow positively?



Do you feel you know what you need to do to help Mozilla grow positively?

Value	Count	Percent %
Yes	86	80.4%
No	21	19.6%

Statistics	
Total Responses	107