



Notifications

Types and Locations Notifications




Notification Center
All **app** related notifications live in the notification center.

see [Utility Tray document](#) for details.




Full Screen
Very important notification, it interrupts all activity.

see [Comms App document](#) for details

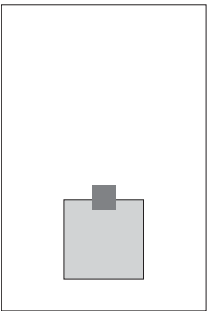


Alert
Interrupts and requires an action before proceeding.




Passive
Appear and go away automatically.

This document outlines what should be the default settings for each type of notification.




Badges
Numerical update on icons in carousel. Only for **app** related notifications.

see [Paradigm Home document](#) for details



Lock Screen
Reserved for **app** related notifications, they are present until phone is unlocked.

see [Lock Screen document](#).




Status Bar
Icon or status expressed on status bar. Reserved for **system** related items.

see [Status Bar document](#).

Full Screen Notifications

see Comms App document for details



Full Screen

Very important notification, it interrupts all activity.

Application Notifications

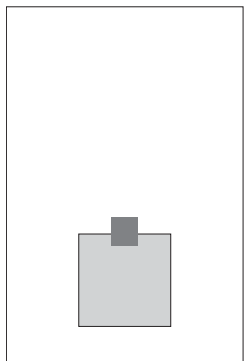
Incoming Call (not including Voip app calls.)
caller name or number, operator if recognizable
action: decline / answer

Note: Applications must be able to handle entering and exiting from an incoming call interruption. This means that when a user finishes the call or decides to not answer, they are automatically returned to the app and state they were at when interrupted.

Badges

Notifications

see [Paradigm Home document](#) for details



Badges

Numerical update on icons in carousel.
Only for **app** related notifications.

Application Notifications

Social Network app message/event

Email Incoming message

App View New information (eg. Bank app...)

Missed Call

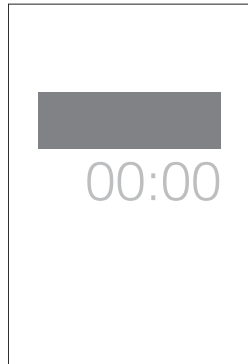
Missed Call from Voip app (ie. Skype)

SMS Message

Calendar Event

Lock Screen Notifications

see Lock Screen document for details



Lock Screen

Reserved for **app** related notifications, they are present until phone is unlocked. Some are full screen or partial screen depending on app type.

Application Notifications

Viewed as Partial Screen

Missed Call

caller name or number, time

SMS Message

sender, time, message content (preview)

Calendar Event

title, time, location

Social Network app message

sender & message preview, time

Email Incoming message

sender & message preview, time

App View New information (eg. Bank app...)

sender, info preview

Call from Voip app (ie. Skype)

caller name or number

Application Notifications

Viewed as Full Screen

Alarm

alarm time (ringing & vibrating)

action: snooze / dismiss

Timer

timer alarm (ringing & vibrating)

action: ok


Incoming Call (not including Voip app calls.)

caller name or number, operator if recognizable

action: decline / answer

Alert Notifications

BOTH



Alert

Interrupts and requires an action before proceeding.

Application Notifications

Call while filming with camera

caller name or number
action: decline / answer

Call from Voip app (ie. Skype)

caller name or number
action: decline / answer

Alarm

alarm time (ringing & vibrating)
action: snooze / dismiss

Timer

timer alarm (ringing & vibrating)
action: ok

Calendar Event

title, time, location
action: ok / view

SMS Message

sender, time, message content (preview)
action: ok / reply, ok / view (for longer message)

System Notifications

Security Warning

message (eg. are you sure you want to open...)
action: continue / quit

Bluetooth Device Availability

list of wifi networks available to join
action: select network, enter password / ignore

WiFi Network Availability

list of wifi networks available to join
action: select network, enter password / ignore

Password Request

request
action: empty box with keyboard, ok / cancel

Low Battery

remaining battery time left
action: ok / power save (if power save inactive)

Low Credit

remaining credit left
action: ok / buy more (if top-up function on credit module is active)

Data Conflict

implications
action: override / cancel

App Permission Request (eg. push notifications)

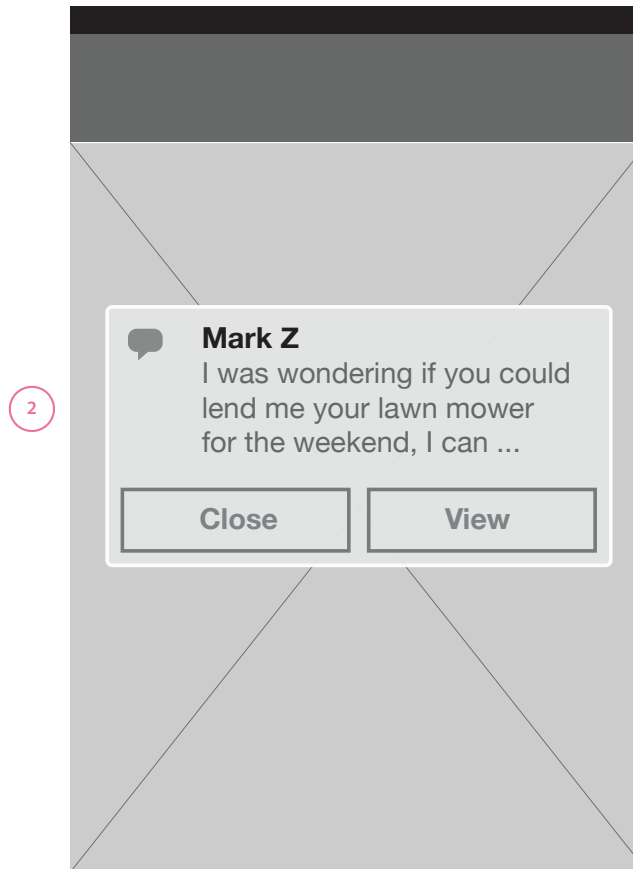
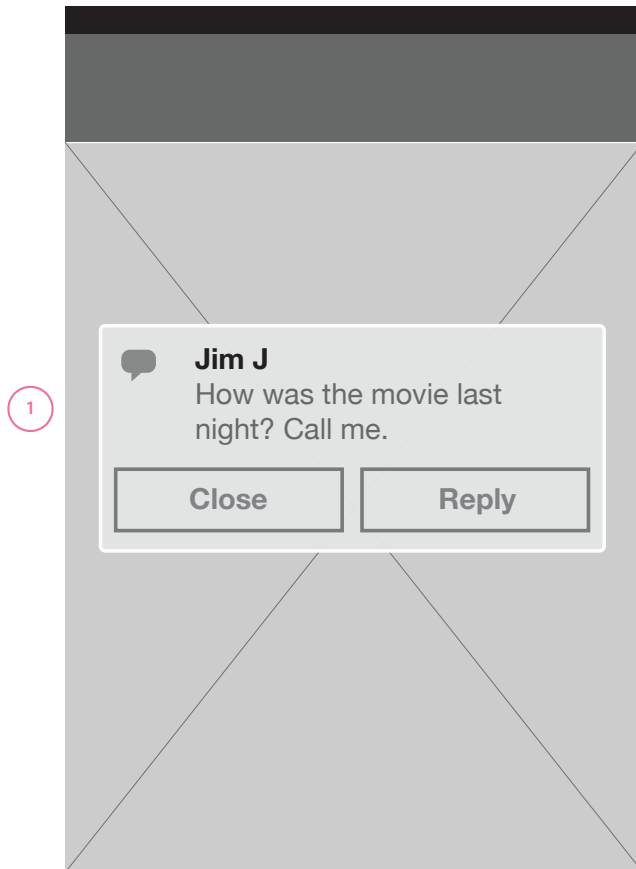
App name, implications
action: don't allow / ok

Could be others here, list is in-progress.

Simple Alert

Alert Notifications

BOTH



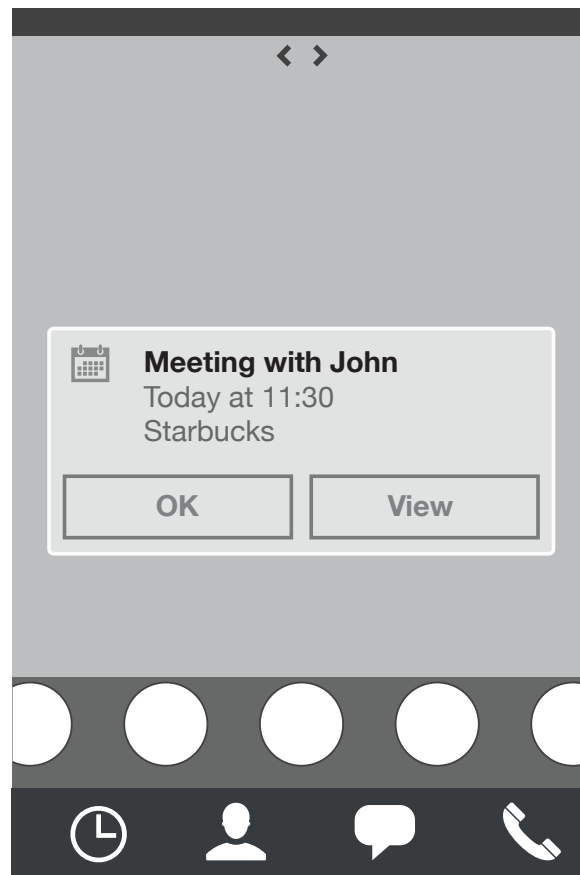
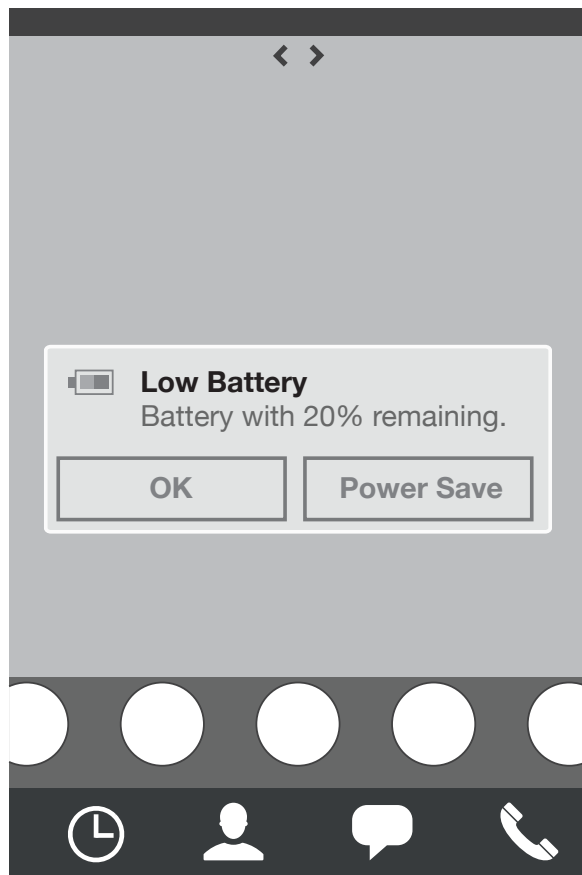
Text Length

- 1 **Short Message Notifications**
If the text message does not exceed three lines, the entire message should be viewable in the notification window.
- 2 **Long Message Notification**
If the text message exceeds three lines, it should be cut and the reply button should be a View button leading to viewing the full message in the respective application.

Simple Alert

Alert Notifications

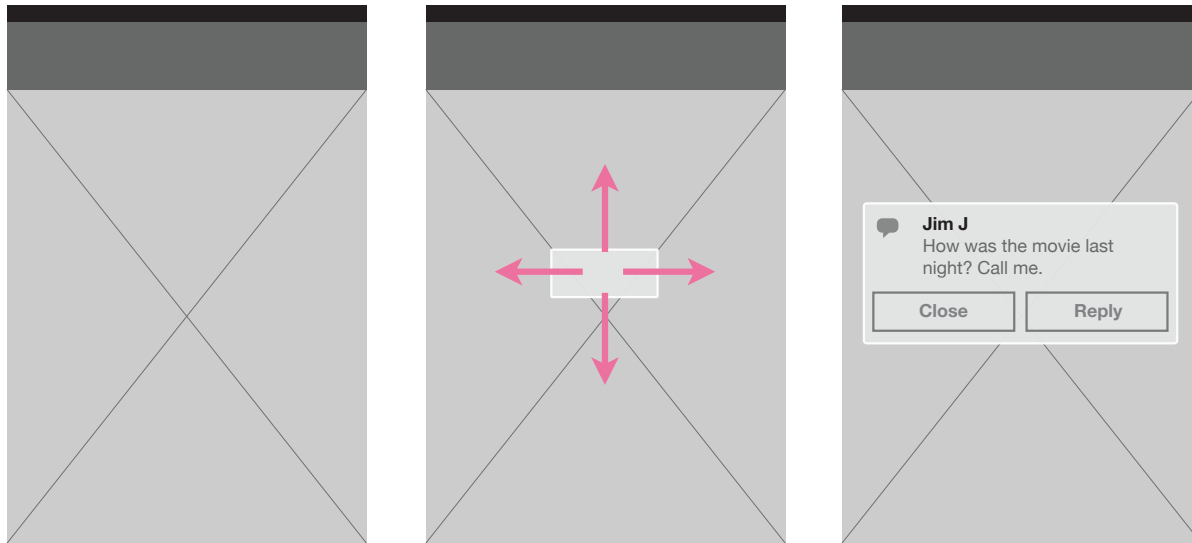
BOTH



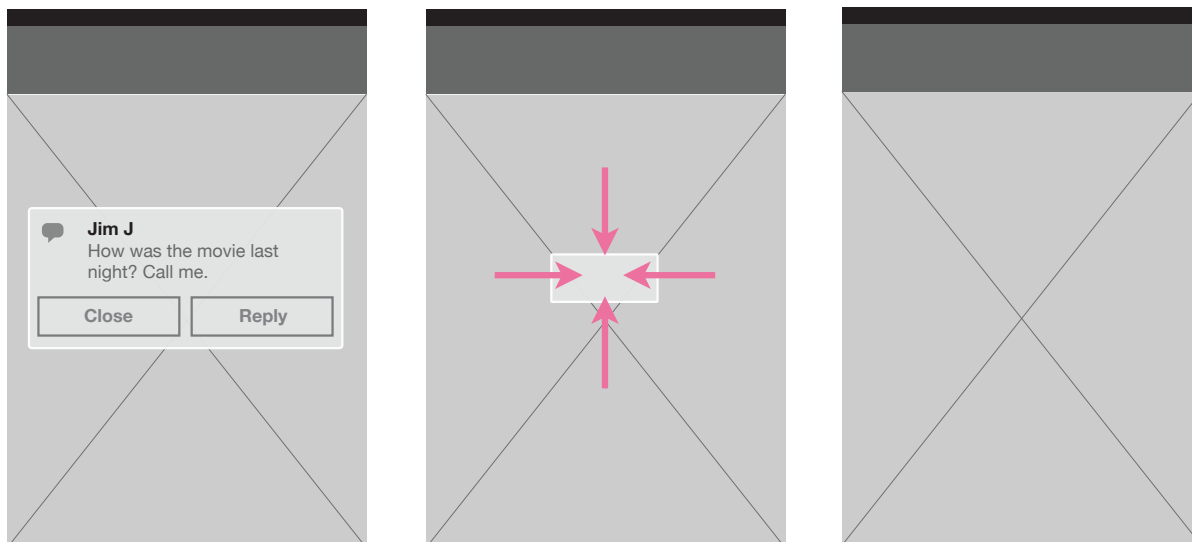
Alert Window Animation

Alert Notifications

BOTH




- 1 **Open Animation**
The alert notification opens from the center.



- 2 **Close Animation**
The alert notification closes back into the center.

Passive Notifications

BOTH



Passive

Appear and go away automatically.

Application Notifications

Social Network app message
sender & message preview, time

Email Incoming message
sender & message preview, time

App View New information (eg. Bank app...)
sender, info preview

System Notifications

Data Network connection Failure
application requires connection but could not connect


Bluetooth Pairing Failure
phone has attempted to connect/pair but connection has failed

Volume and Mute Status
When the volume buttons are pressed a Passive Notification appears to provide feedback on volume level.


Could be others here, list is in-progress.

Passive Passive Notifications


BOTH



Social Network Message
Message Icon, sender name, Message preview



Email
Email Icon, sender name, Message Subject, Message preview




System Notification
Message

Passive


Passive Notifications

BOTH

1



2



1

Core & Trusted Application

Application Icon, Sender, and Message Preview


2

Un-trusted Application

Application Icon, Application name, rest is determined by application given available space.

Passive Passive Notifications

BOTH



1 For App Notifications: Tapping the Notification




Tapping on the notification when it appears sends a user to the full message or event view in the appropriate application.

If it is a system notification, such as a connection failure, this gesture is disabled.

Passive Window Animations

Passive Notifications


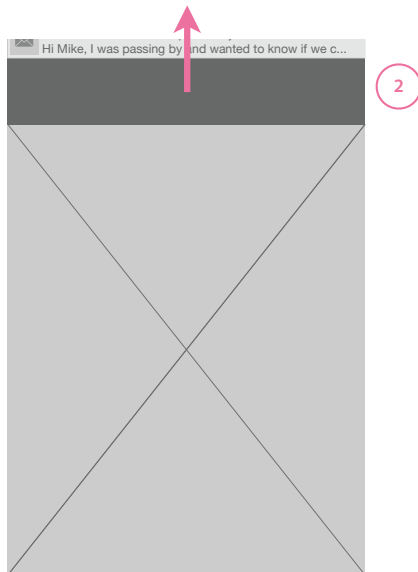

BOTH



1

Reveal Animation

The passive notification slides down from the top and temporarily covers the status bar when a new notification comes in. It stays fixed for a second or so.



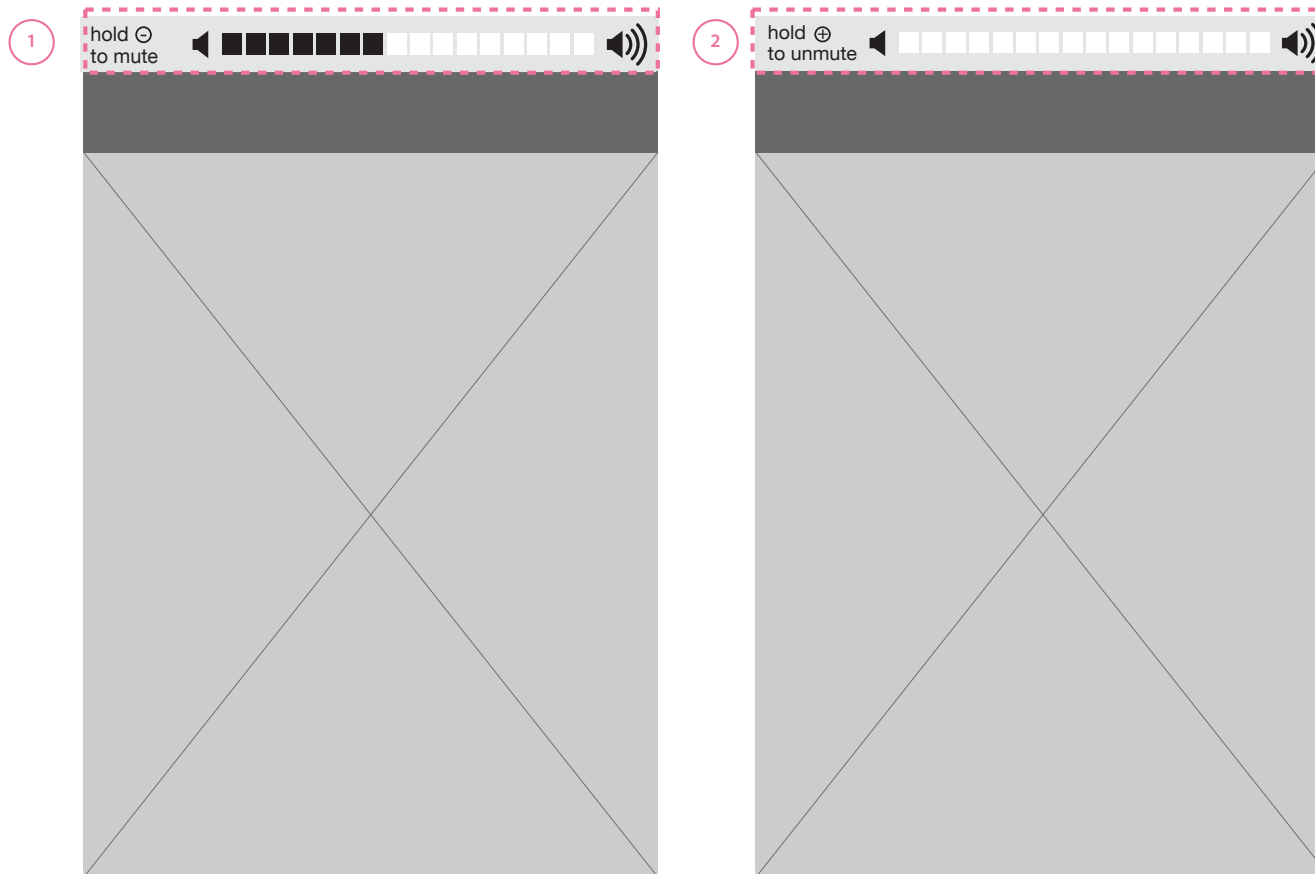
2

Close Animation

After a second or so, the notification slides up.

Volume and Mute Control Feedback

Passive Notifications



Details

- Volume Feedback**

When the hardware volume buttons are pressed, and the user is not on the lock screen, a passive notification appears instantly indicating the volume level the user is adjusting to. It also provides an indication how to mute the phone via hardware volume (if no physical silence switch is present).
- Unmute Feedback**

When the user mutes the phone, this passive notification appears instantly giving visual feedback and an indication of how to unmute the phone.

Thanks