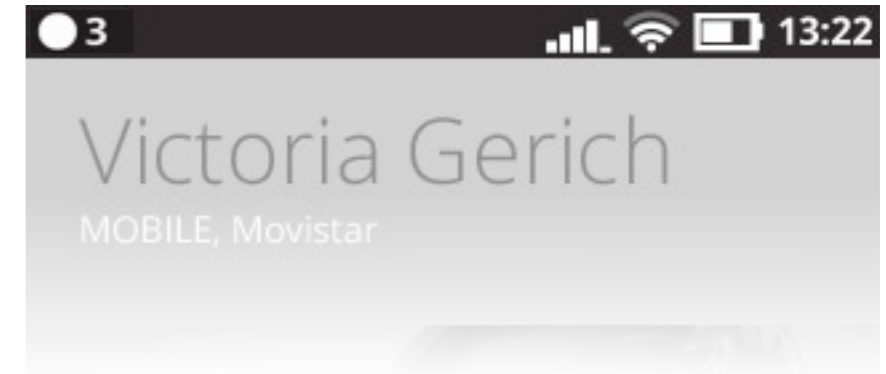


Gaia UX Status Bar v3

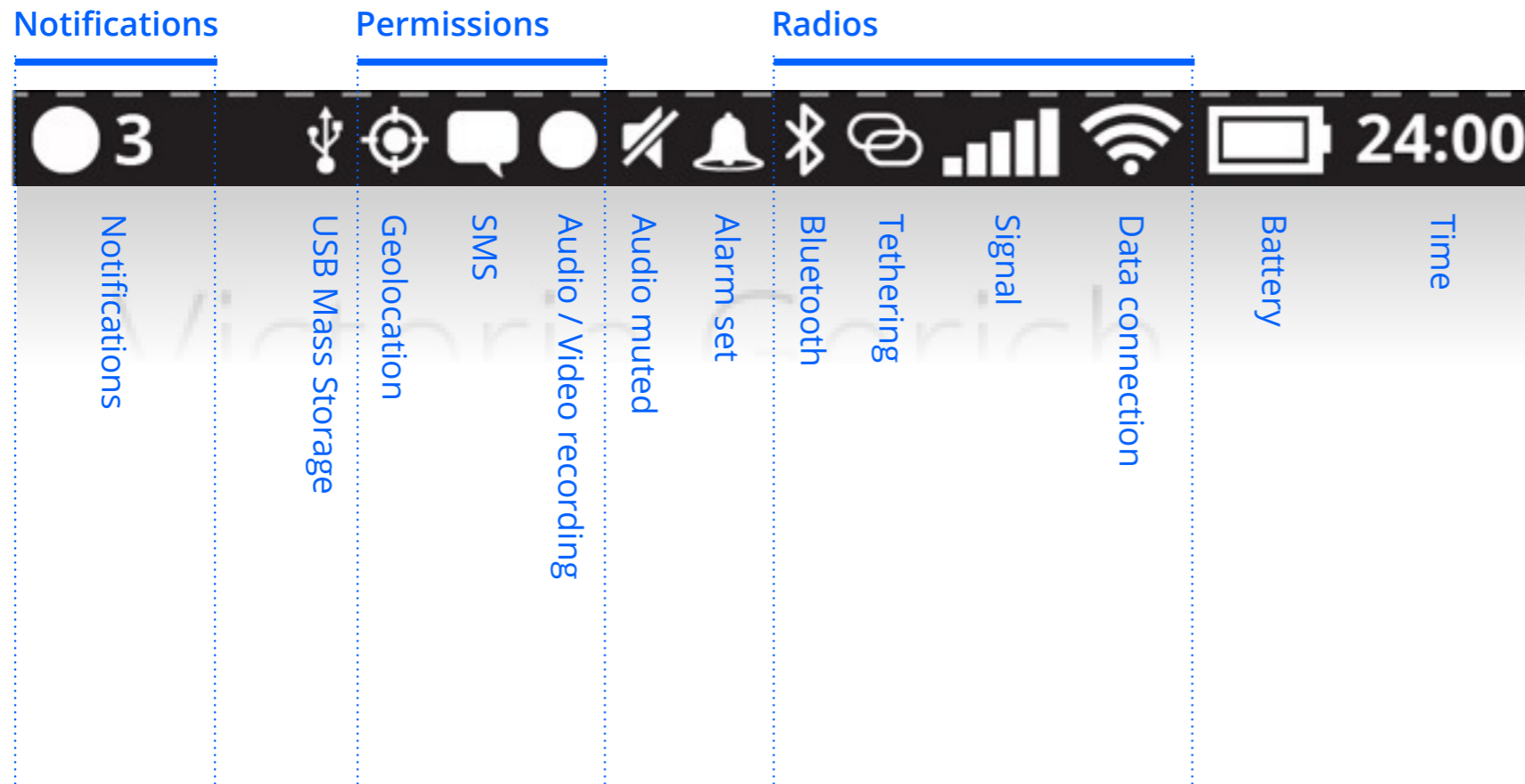
mozilla Telefonica

Overview

Typical:



Everything:



Data activity

Notifications

Indicates the presence of one or more notifications within the Notification Center component of the Utility Tray. Is otherwise not shown.

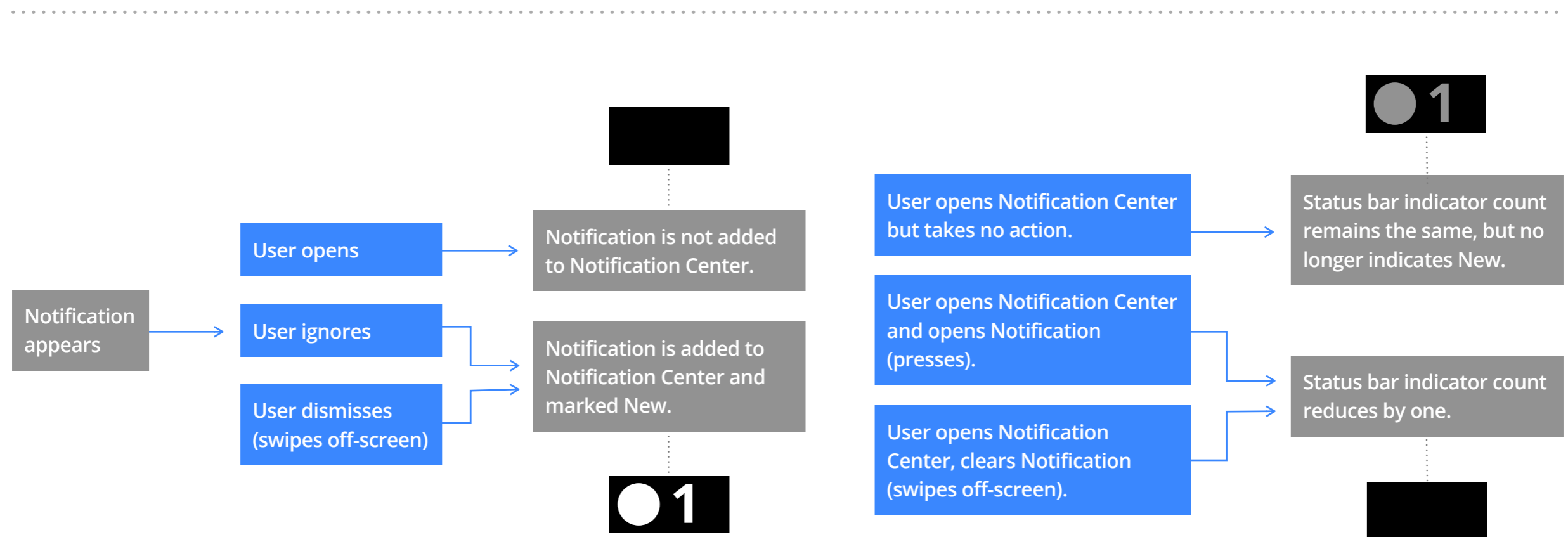


New notification available.
Number indicates quantity.



Notifications available
Number indicates quantity.

See *“Overlays”* (p8) for details on Notification overlays.



Permissions

These indicators appear when an application (foreground or background) is currently using—or has recently used—an explicitly granted permission that meets the criteria for inclusion in the status bar. The criteria is as follows:

- Is an explicitly-granted permission.
- Is in foreground or background app.
- Is currently or recently active.
- Is a known source of security, privacy, and/or financial threats.

Geolocation



Active: an App (foreground or background) is currently using the Geolocation permission.

Recently-active: an App (foreground or background) has used the Geolocation permission in the last X minutes (time TBD).

Audio/Video Recording



Active: an App (foreground or background) is currently using the Audio/Video Recording permission.

Recently-active: an App (foreground or background) has used the Audio/Video Recording permission in the last X minutes (time TBD).

Outgoing SMS



Animation sequence

An App (foreground or background) has just sent one or more SMS.


V1 Nice to have: Show number of messages that were included.

Radios

These indicators correlate with the device communication radios.

Signal

Indicates that the device has an active SIM card and the corresponding signal strength. Is not shown when the device is in Airplane mode, or when there is no active SIM card.



Signal strength

Signal strength is indicated by five bars of increasing height

Roaming is On

The connection is **not** currently in use.

Roaming is On

The connection is currently in use (transmitting or receiving).

Data connection

Indicates the current data connection type. Includes signal strength in the case of WiFi. Is not shown when the device is in Airplane mode.



WiFi is On

Signal strength is indicated by four concentric circles.

LTE

Connected to **4G LTE** network

4G

Connected to **4G** network

3G

Connected to **3G** UMTS or EV-DO network

E

Connected to **EDGE** network

O

Connected to **GPRS** or **1xRTT** network

Josh, July 24:

Radio networks under review by Tim Guan-tin Chien, Josh Carpenter, Beatriz Rodriguez Gomez. Final list may differ what is shown here.

Radios (ctd)

These indicators correlate with the device communication radios.

Tethering

Indicates that tethering (WiFi or USB) is currently active. Is otherwise not shown.



Tethering is On


One or more users are connected.

Tethering is On

There are no users connected

Data activity

Indicates that data is currently being transmitted or received. Is otherwise not shown. Proposed visual design treatment is a 1 pixel-tall looping animation along top of screen, in order to minimize screen real estate needs.



Airplane mode

Indicates the device is currently in Airplane mode, with Radio signal transmissions disabled. Replaces the Bluetooth, Tethering, Signal, and Data connectivity indicators.



Airplane mode is Off



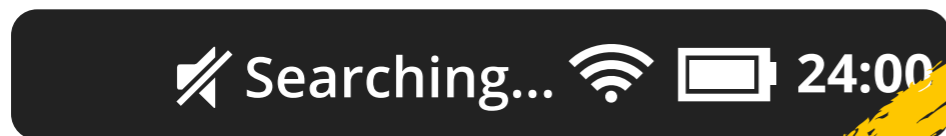
Airplane mode is On

Radios (ctd)

Network Statuses



Connected. SIM is successfully installed and there is a network connection.



Searching for network.



No network. SIM is installed and unlocked, but there is no network connection.



SIM is installed and unlocked, but **network is locked (PUK code required).**



SIM is installed but **locked.**



SIM is not installed.

Josh, July 24:

We no longer display Network status strings in the Status bar, due to lack of available real estate. These are now included on the Lock screen instead. The GitHub issue describing the specifics of the behaviour is here:

<https://github.com/mozilla-b2g/gaia/issues/2776>

Overlays

Overlays cover up the Status Bar and are available from everywhere in the UI, making it easy for users to access important system events and processes.



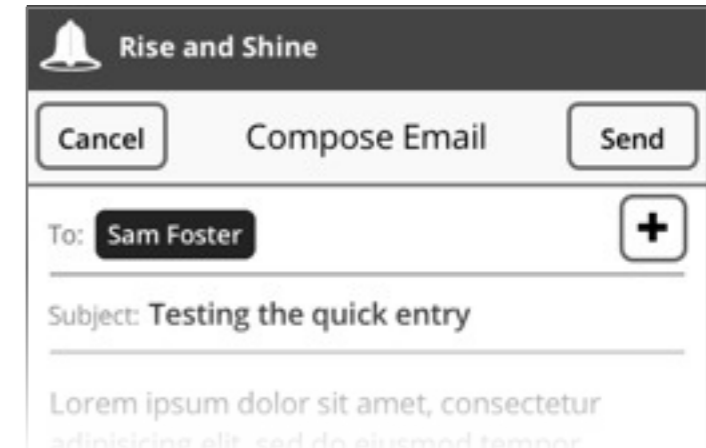
Active Call

Active Call overlays are open while a call is in progress and Dialer is not the foreground app. The user can press the overlay to switch to the Dialer app. The overlay increases the Status Bar height, pushing down the content below. Part of the Dialer app.



Notifications

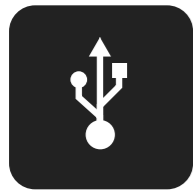
Notification overlays appear for X seconds (timing TBD) after a notification arrives. The user can press the overlay to trigger the notification callback function, or swipe to the right to dismiss the overlay. The overlay does not increase the Status Bar height, and instead covers up the content below. Part of the System .



Active Alarm

Active Alarm overlays are open while an alarm is active and Alarm is not the foreground app . The user can press the overlay to switch to the Alarm app. The overlay increases the Status Bar height, pushing down the content below. Part of the Alarm app.

Other



USB Mass Storage

Indicates that device is connected via USB and Mass Storage mode is active. Is otherwise not shown.



Audio Muted

Indicator that device audio is set to 0%. Is otherwise not shown.

Time

Indicates the current time in either 12 or 24 hour format, as defined by the user in the Settings app, within Personalization > Date & Time.

17:43

24 hour format

5:43

12 hour format



Alarm Set

Indicates that one or more alarms are turned on in the Clock app.

Bluetooth

Indicates that Bluetooth is active. Is otherwise not shown.



Bluetooth is On.

One or more devices are paired.

Bluetooth is On.

No devices are paired.

Battery

Indicates current Battery charge level, and whether device is currently charging.



Battery charge

Current battery charge level is indicated by the width of the interior horizontal bar. Once below 20%, the bar turns red.

Battery is charging.

Indicates with a visual overlay that the battery is currently charging. The current battery charge level also remains visible.

Do we need to add an animated charging icon for the Chinese market?