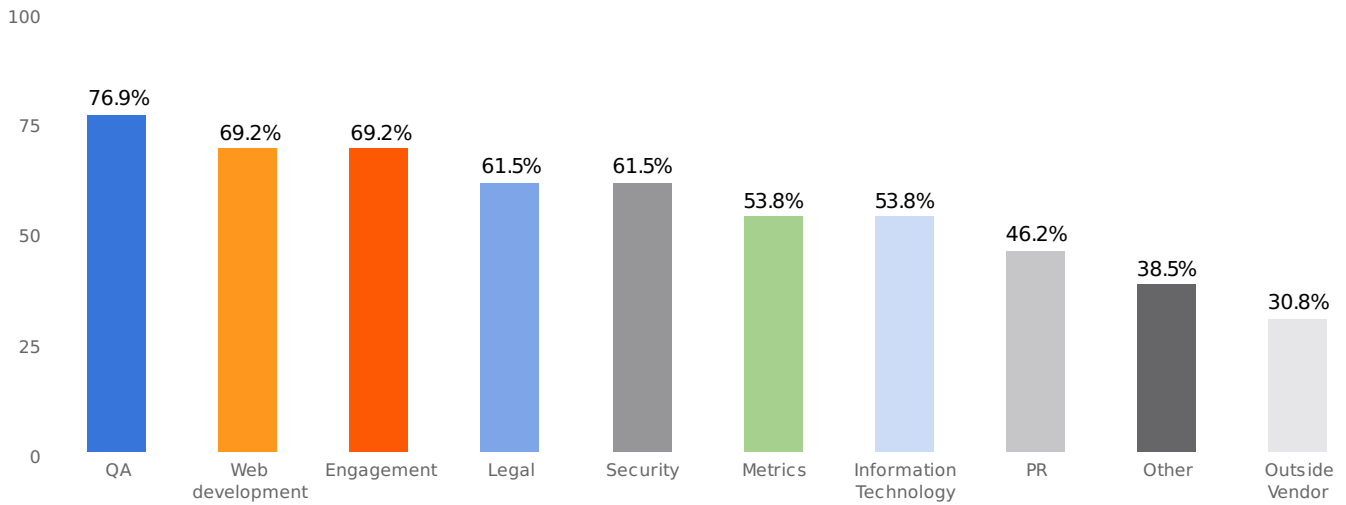


Product Owner Summary

Survey: Mozilla Project Management Survey (Internal)

Which teams do you regularly work with in order to complete your projects?

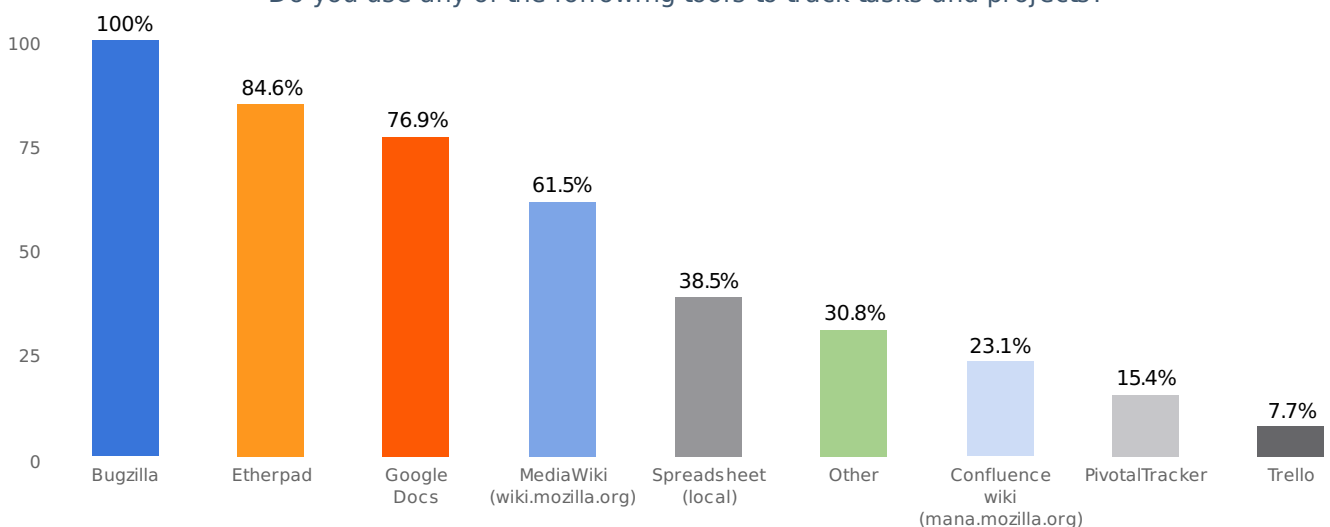


Which teams do you regularly work with in order to complete your projects?

Value	Count	Percent %
QA	10	76.9%
Web development	9	69.2%
Engagement	9	69.2%
Legal	8	61.5%
Security	8	61.5%
Metrics	7	53.8%
Information Technology	7	53.8%
PR	6	46.2%
Other	5	38.5%
Outside Vendor	4	30.8%

Statistics	
Total Responses	13

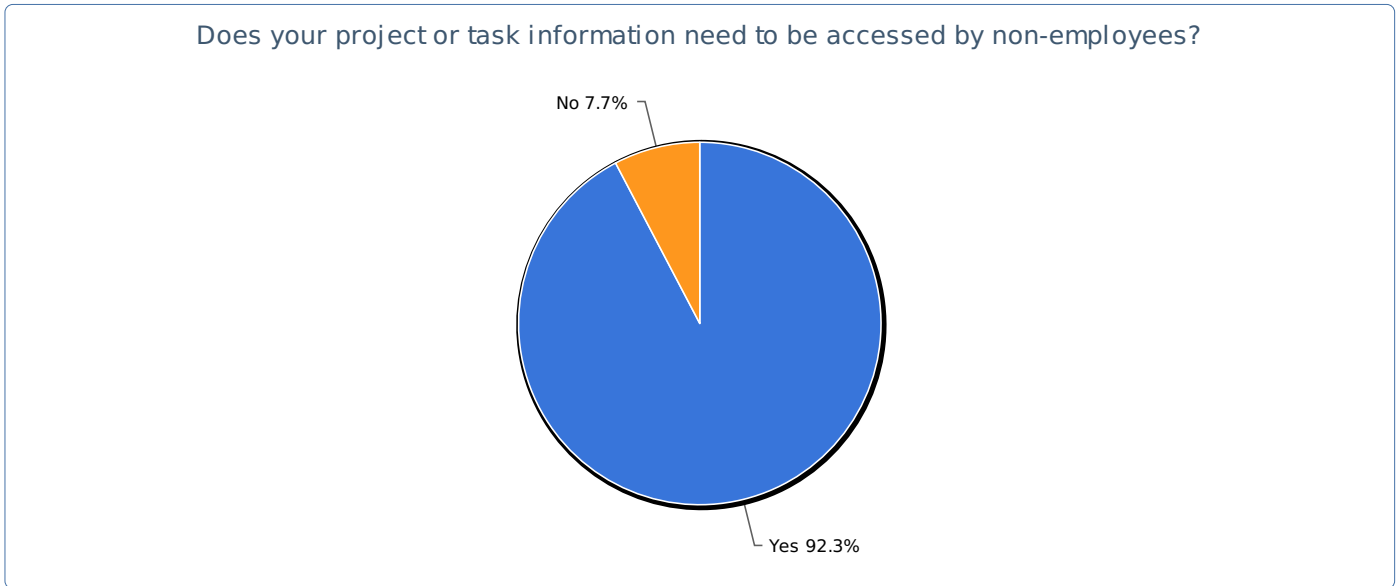
Do you use any of the following tools to track tasks and projects?



Do you use any of the following tools to track tasks and projects?

Value	Count	Percent %
Bugzilla	13	100%
Etherpad	11	84.6%
Google Docs	10	76.9%
MediaWiki (wiki.mozilla.org)	8	61.5%
Spreadsheet (local)	5	38.5%
Other	4	30.8%
Confluence wiki (mana.mozilla.org)	3	23.1%
PivotalTracker	2	15.4%
Trello	1	7.7%

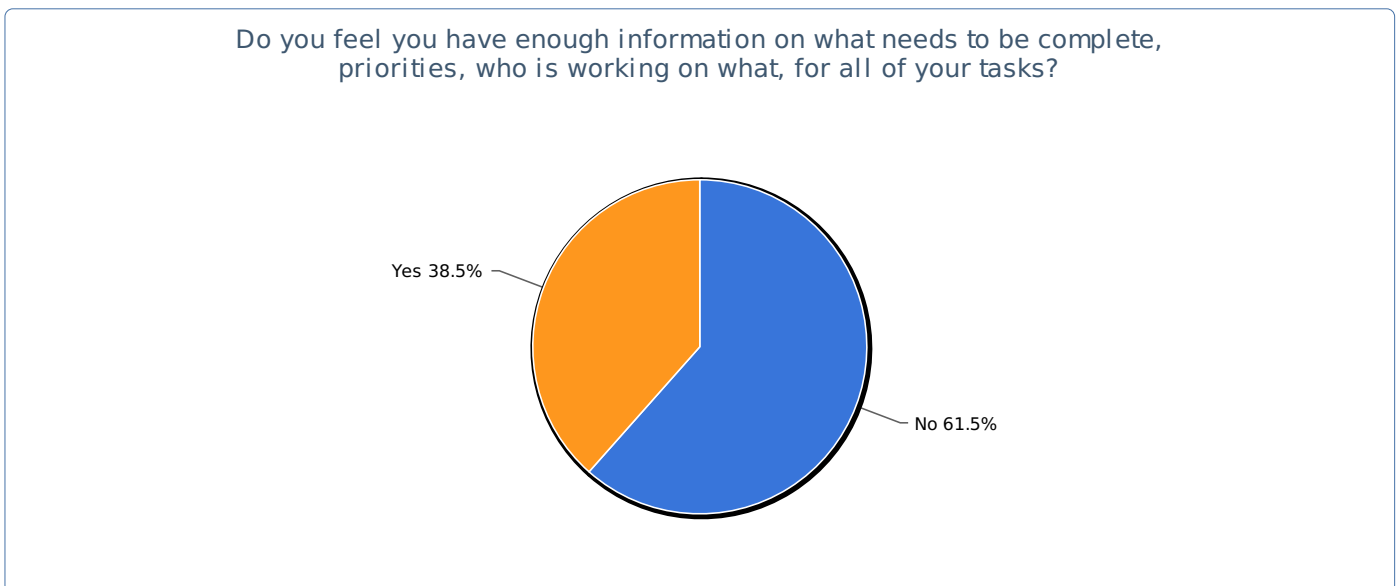
Statistics	
Total Responses	13



Does your project or task information need to be accessed by non-employees?

Value	Count	Percent %
Yes	12	92.3%
No	1	7.7%

Statistics	
Total Responses	13

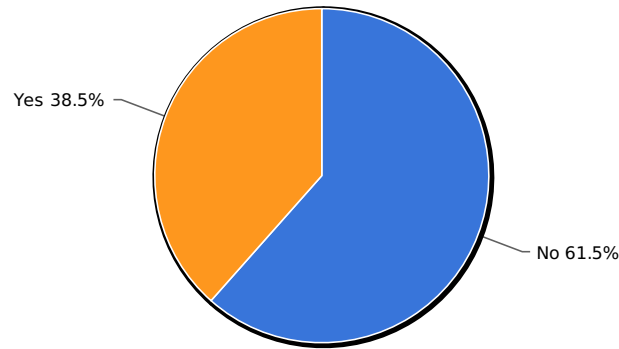


Do you feel you have enough information on what needs to be complete, priorities, who is working on what, for all of your tasks?

Value	Count	Percent %
No	8	61.5%
Yes	5	38.5%

Statistics	
Total Responses	13

Are any of your team's quarterly goals at-risk due over-utilization of your team's resources? (are you being asked to do more than what is possible?)

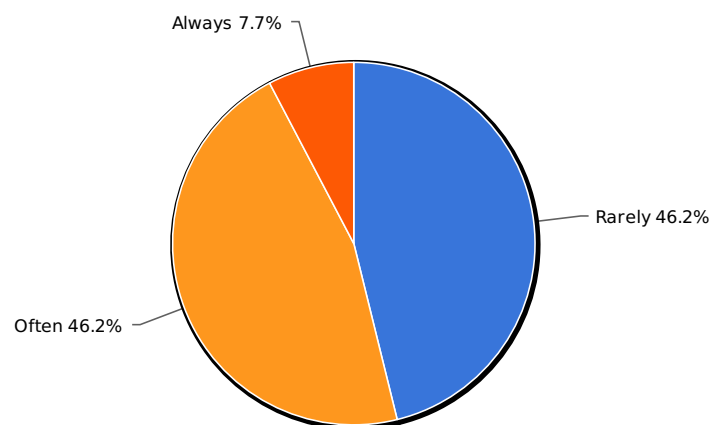


Are any of your team's quarterly goals at-risk due over-utilization of your team's resources? (are you being asked to do more than what is possible?)

Value	Count	Percent %
No	8	61.5%
Yes	5	38.5%

Statistics	
Total Responses	13

How often do requested projects change significant scope or get cancelled?

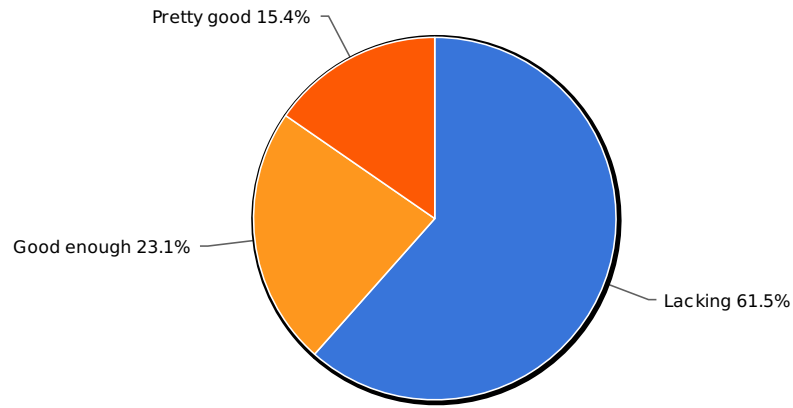


How often do requested projects change significant scope or get cancelled?

Value	Count	Percent %
Rarely	6	46.2%
Often	6	46.2%
Always	1	7.7%

Statistics	
Total Responses	13

Please rate the organization's ability to plan upcoming projects effectively.

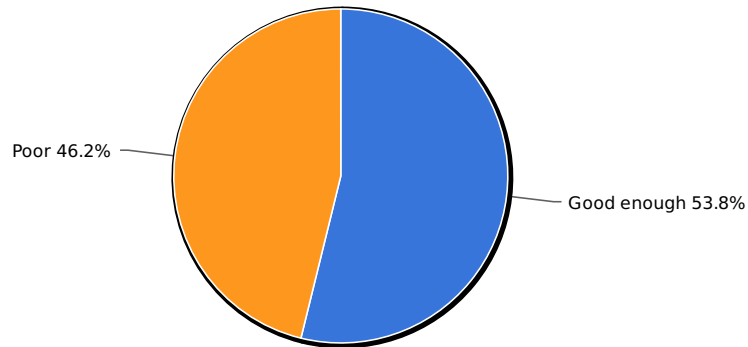


Please rate the organization's ability to plan upcoming projects effectively.

Value	Count	Percent %
Lacking	8	61.5%
Good enough	3	23.1%
Pretty good	2	15.4%

Statistics	
Total Responses	13

Please rate how effective you or your dept is in estimating the amount of effort required to complete a requested project.

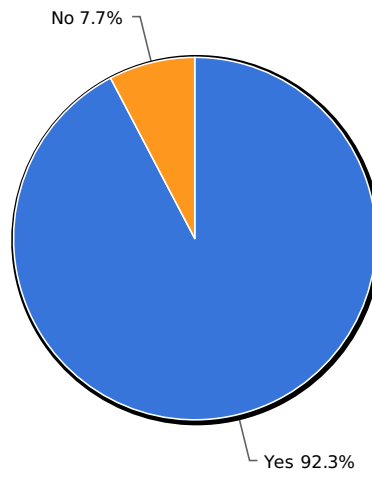


Please rate how effective you or your dept is in estimating the amount of effort required to complete a requested project.

Value	Count	Percent %
Good enough	7	53.8%
Poor	6	46.2%

Statistics	
Total Responses	13

Do you feel you know what you need to do to help Mozilla grow positively?



Do you feel you know what you need to do to help Mozilla grow positively?

Value	Count	Percent %
Yes	12	92.3%
No	1	7.7%

Statistics	
Total Responses	13