

Firefox Marketplace: Operator Shelf Style Guidelines

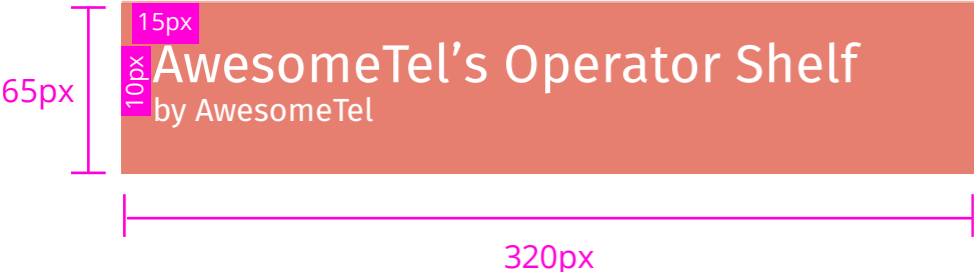
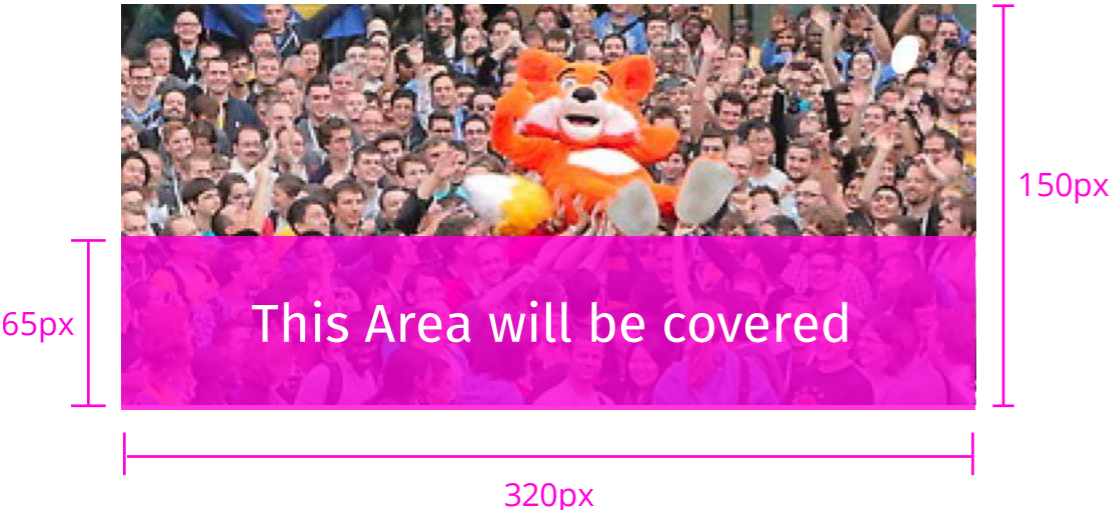
Pick an image that will stand out and shows off the theme of your collection. If your image is a photograph a JPG works best. If it's vector artwork a PNG works best. Only JPGs and PNGs are supported. Keep in mind that the lower 36px of the Feed graphic and the lower 65px of the page graphic will be covered by the overlay box with your Operator Shelf's title. Also remember, the overlay box is auto-generated and you don't need to provide it, we have provided specs to recreate it here solely to enable you to test your image before submitting it. The color of the overlay box is determined by the dominant color in your image, but can be overridden if you choose. The color for the overlay box must be submitted as a hexadecimal RGB value. (e.g. #FFFFFF) if you wish to override the color over the overlay box.

Suggested Cropping Guide



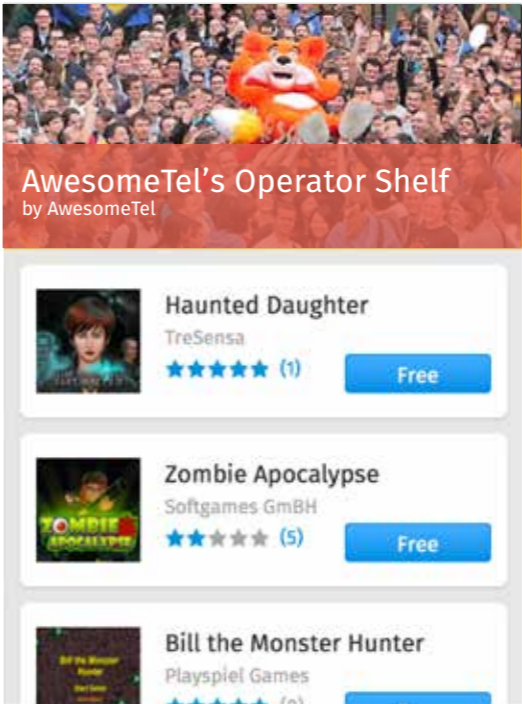
Our suggestion is to crop your Operator Shelf Page graphic's most interesting area to create your Operator Shelf Feed graphic.

Operator Shelf Page Graphic



Title line: 25 characters MAX
 By Line: 43 characters MAX
 Color: Dominant color at 80% transparency w/ 1px top boarder in the same color at 50% transparency. Overlay color and text color can be overridden.

Operator Shelf Page Graphic example



Operator Shelf Feed Graphic example



Operator Shelf Feed Graphic



Title line: 25 characters MAX
 Color: Dominant color at 80% transparency w/ 1px top boarder in the same color at 50% transparency. Overlay color and text color can be overridden.

It's unique size in the feed makes the Operator Shelf unit stand out at the top of each user's feed.