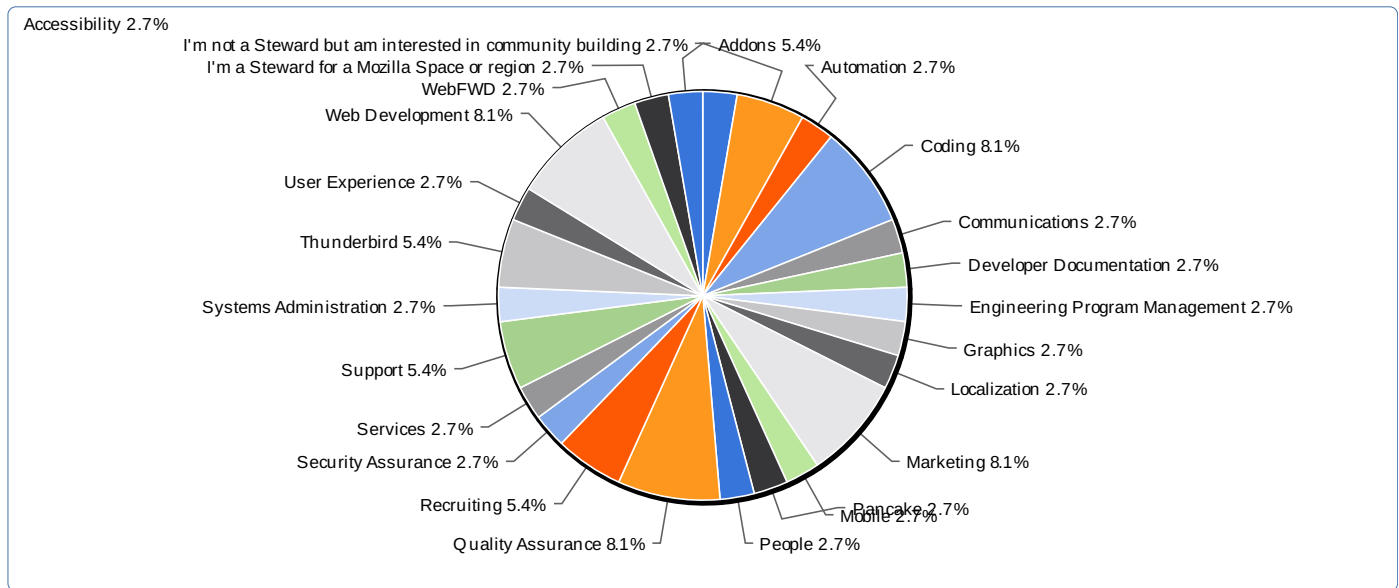


Summary Report - Mar 28, 2012

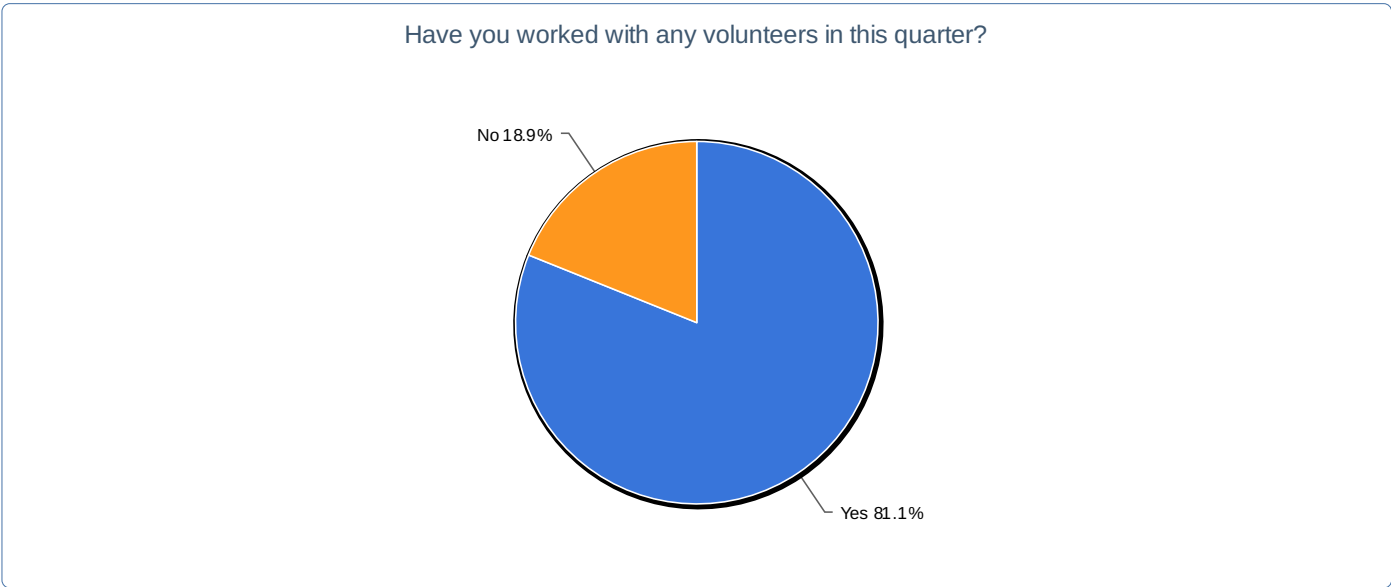
Survey: Steward satisfaction survey



Value	Count	Percent %
Accessibility	1	2.7%
Addons	2	5.4%
Automation	1	2.7%
Coding	3	8.1%
Communications	1	2.7%
Developer Documentation	1	2.7%
Engineering Program Management	1	2.7%
Graphics	1	2.7%
Localization	1	2.7%
Marketing	3	8.1%
Mobile	1	2.7%
Pancake	1	2.7%
People	1	2.7%
Quality Assurance	3	8.1%
Recruiting	2	5.4%
Security Assurance	1	2.7%
Services	1	2.7%
Support	2	5.4%
Systems Administration	1	2.7%
Thunderbird	2	5.4%
User Experience	1	2.7%
Web Development	3	8.1%
WebFWD	1	2.7%
I'm a Steward for a Mozilla Space or region	1	2.7%
I'm not a Steward but am interested in community building	1	2.7%
Apps	0	0%
Business Development	0	0%
Creative	0	0%
Developer Tools	0	0%

Statistics	
Total Responses	37

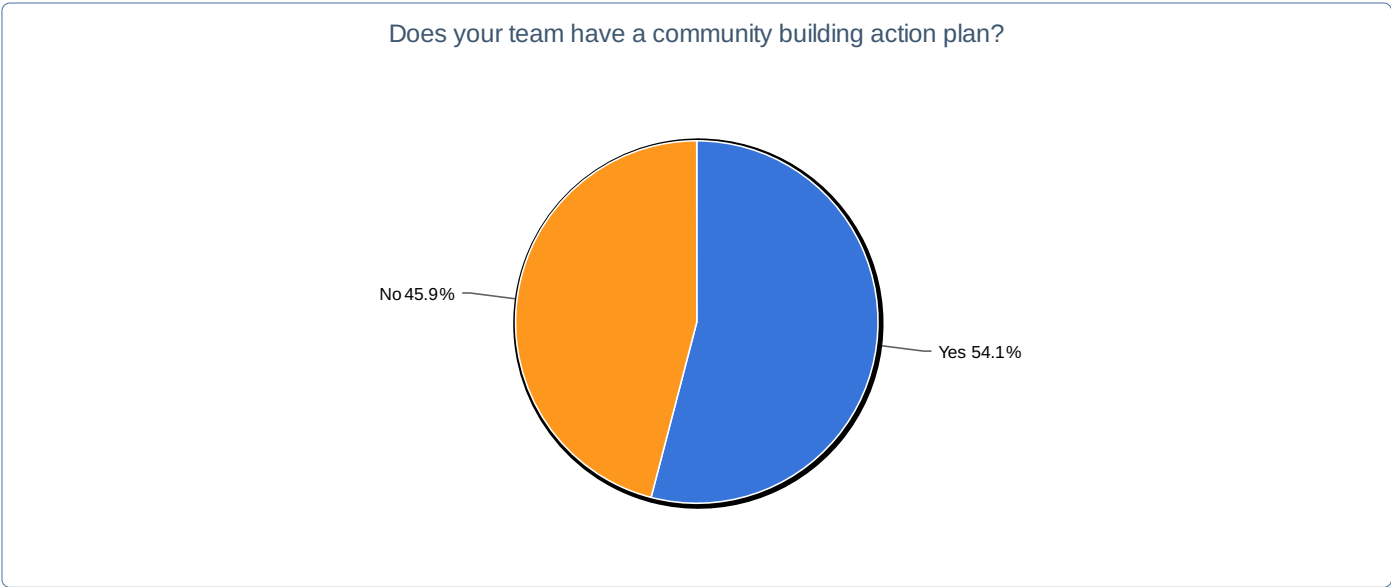
Finance	0	0%
Fundraising	0	0%
Identity	0	0%
Labs	0	0%
Legal	0	0%
Metrics	0	0%
Privacy	0	0%
Research and B2G	0	0%
Security Engineering	0	0%



2. Have you worked with any volunteers in this quarter?

Value	Count	Percent %
Yes	30	81.1%
No	7	18.9%

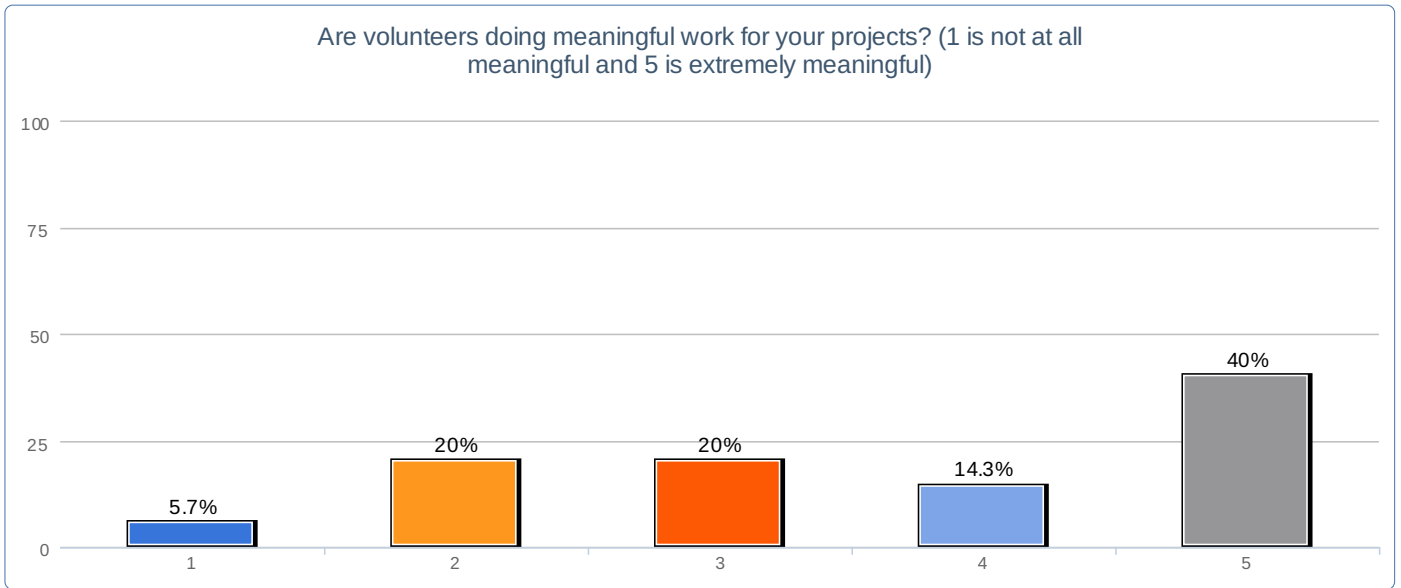
Statistics	
Total Responses	37



3. Does your team have a community building action plan?

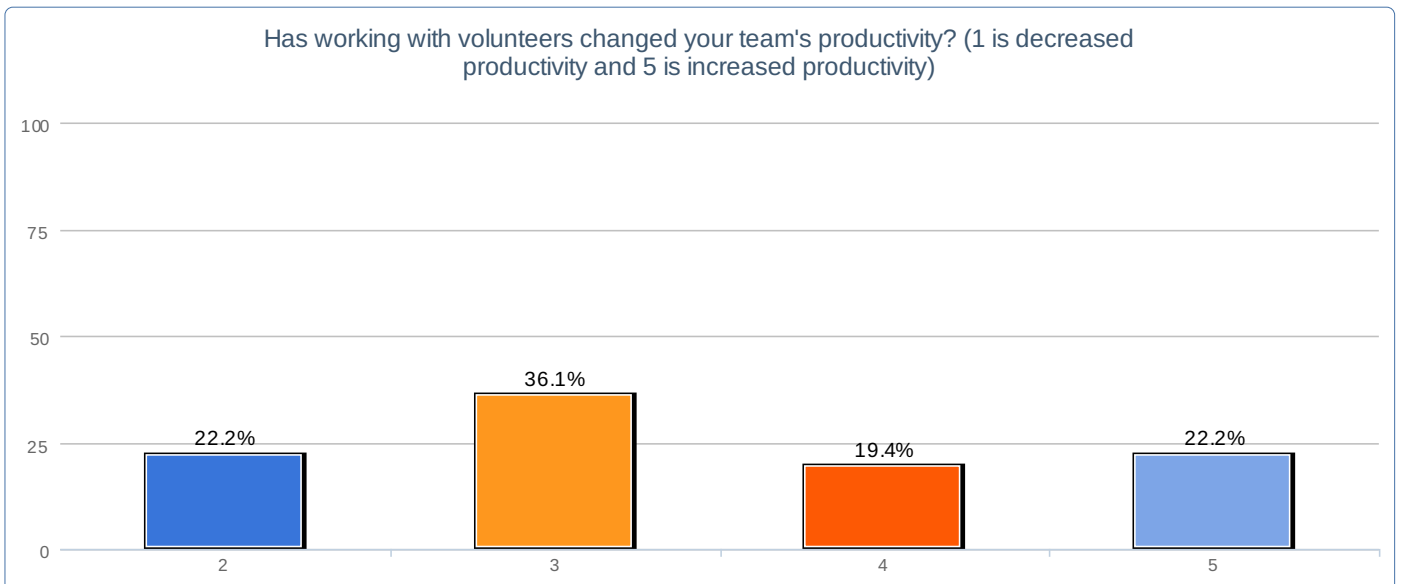
Value	Count	Percent %
Yes	20	54.1%

Statistics	
Total Responses	37



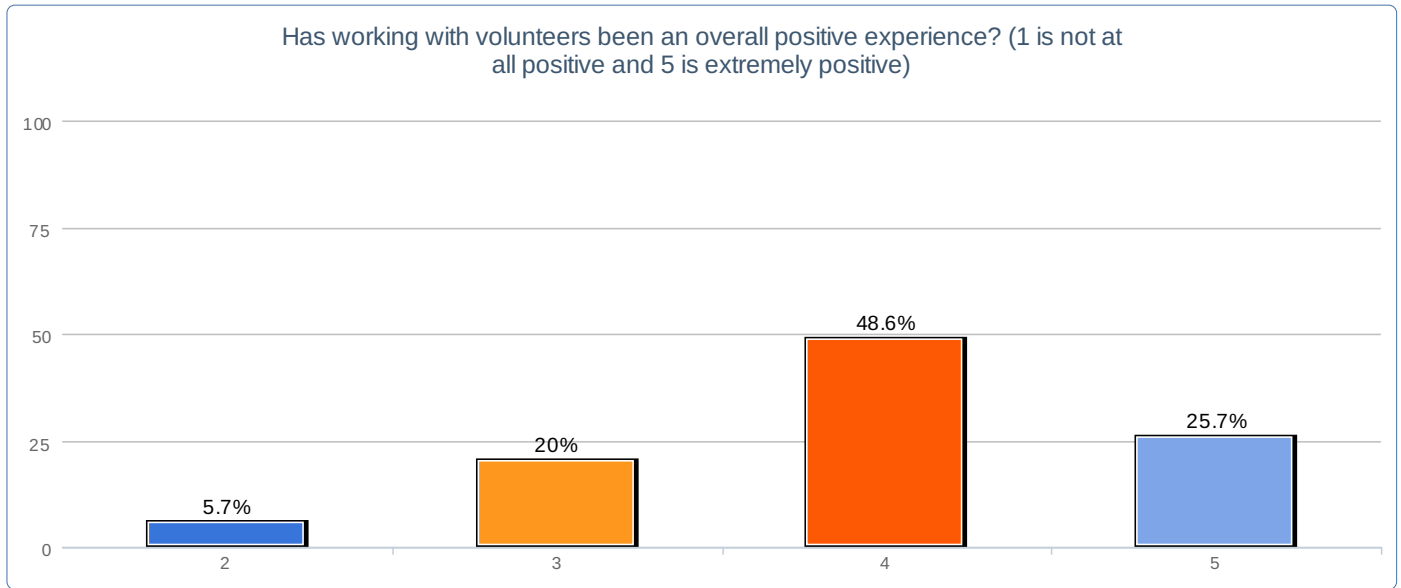
4. Are volunteers doing meaningful work for your projects? (1 is not at all meaningful and 5 is extremely meaningful)

Value	Count	Percent %	Statistics	
1	2	5.7%	Total Responses	35
2	7	20%	Sum	127.0
3	7	20%	Average	3.6
4	5	14.3%	StdDev	1.33
5	14	40%	Max	5.0



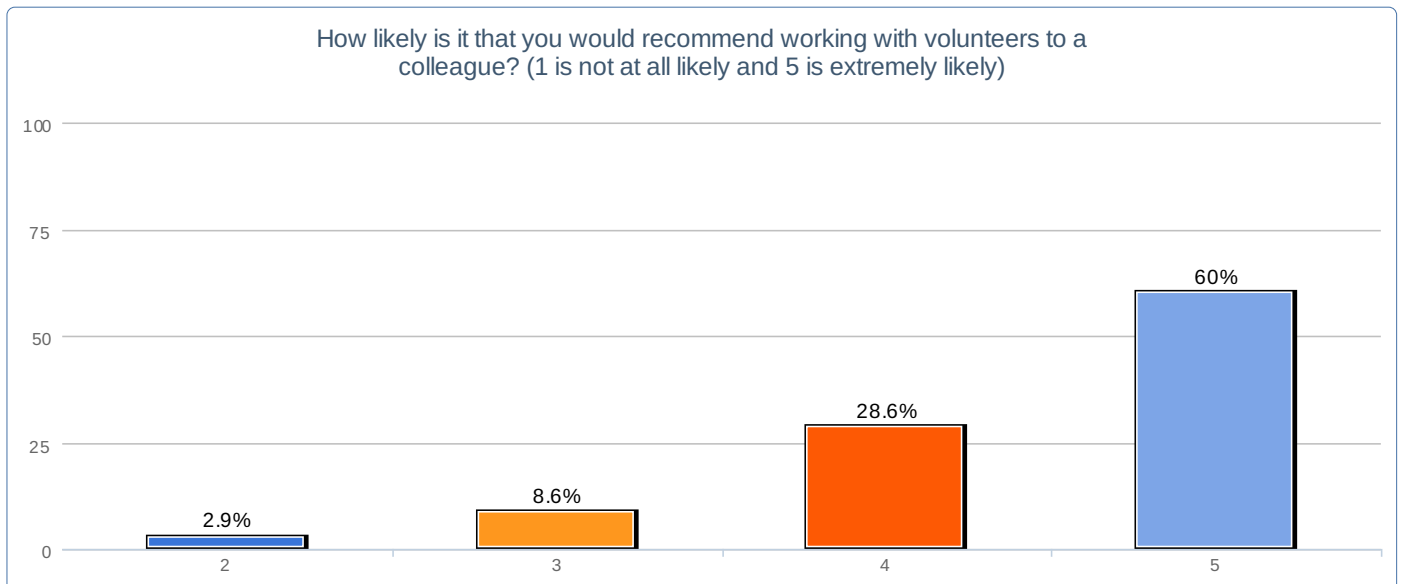
5. Has working with volunteers changed your team's productivity? (1 is decreased productivity and 5 is increased productivity)

Value	Count	Percent %	Statistics	
2	8	22.2%	Total Responses	36
3	13	36.1%	Sum	123.0
4	7	19.4%	Average	3.4
5	8	22.2%	StdDev	1.06



6. Has working with volunteers been an overall positive experience? (1 is not at all positive and 5 is extremely positive)

Value	Count	Percent %	Statistics	
2	2	5.7%	Total Responses	35
3	7	20%	Sum	138.0
4	17	48.6%	Average	3.9
5	9	25.7%	StdDev	0.83
1	0	0%	Max	5.0

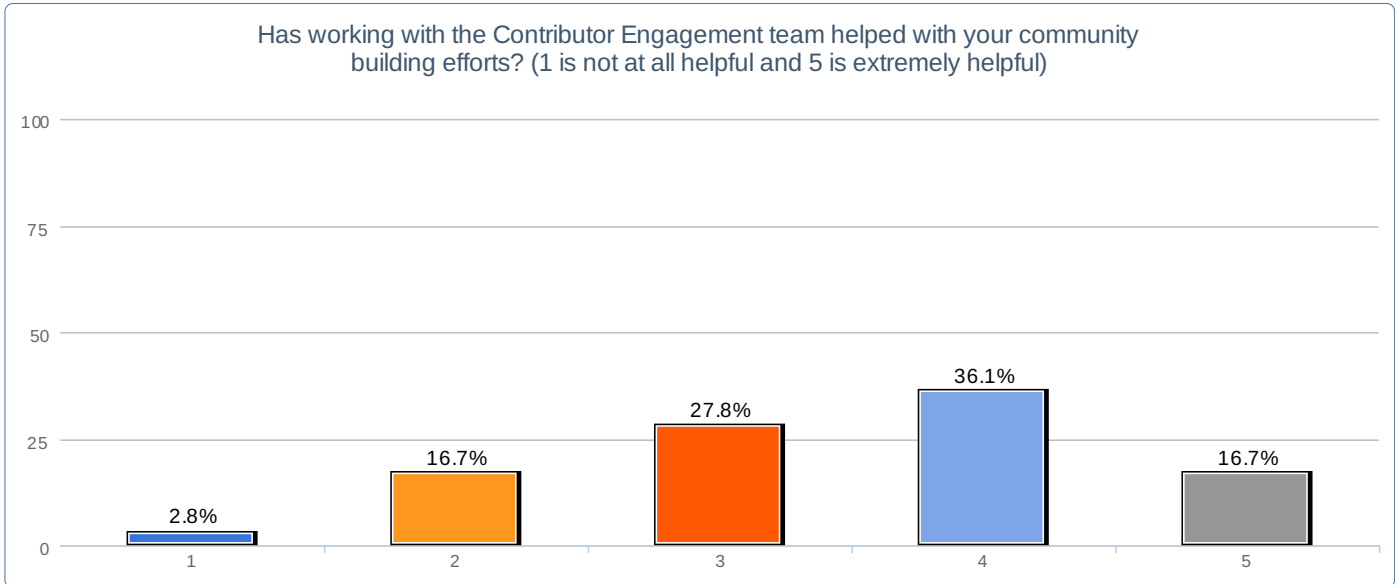


7. How likely is it that you would recommend working with volunteers to a colleague? (1 is not at all likely and 5 is extremely likely)

Value	Count	Percent %	Statistics	
2	1	2.9%	Total Responses	35
3	3	8.6%	Sum	156.0
4	10	28.6%	Average	4.5
5	21	60%	StdDev	0.77

0	0	0%
1	0	0%
6	0	0%
7	0	0%
8	0	0%
9	0	0%
10	0	0%

Max	5.0
-----	-----



8. Has working with the Contributor Engagement team helped with your community building efforts? (1 is not at all helpful and 5 is extremely helpful)

Value	Count	Percent %
1	1	2.8%
2	6	16.7%
3	10	27.8%
4	13	36.1%
5	6	16.7%

Statistics	
Total Responses	36
Sum	125.0
Average	3.5
StdDev	1.04
Max	5.0